

# The Evolution of Modes of Interaction Among Policy Actors: A Legal Analysis



**GONG-ROK KIM**  
POST-DOC FELLOW,  
INSTITUTE OF GOVERNANCE STUDIES, YONSEI UNIV.

AND

**M. JAE MOON**  
DEPARTMENT OF PUBLIC ADMINISTRATION  
YONSEI UNIVERSITY

**MAY 27, 2-13**


# Table of Contents



- **Introduction**
- **Background and Research Questions**
- **Literature Review**
- **Research Design and Data Collection**
- **Analyses**
- **Conclusions and Implications**

# Research Background: Governance, Collaborative Management, Network....



- **Long standing discussion on the shift from Government to Governance**
    - Government Structure: from Bureaucracy to Post-Bureaucracy
    - Organization Structure: from Hierarchy to Network
    - Power Relationship: from Vertical to Horizontal
    - Policy Actor : From Single Dominant actor to Multiple Actors
    - Policy Activity: From independence to interdependence
- 

# Research Questions



- **How do we know the shift?**
  - Changes in Actors
  - Structural Changes
  - Changes in Communication and Interaction Modes
  - Changes in Nature of Policy Actions and Policy Objectives
- **Research Questions: How can we empirically prove these?**
  - Do policy activities become more connected and more interdependent?
  - Do policy actors become more diverse?
  - Are there any different types of interaction among different actors and how do they evolve?

# Vertical Complexity and Horizontal Complexity

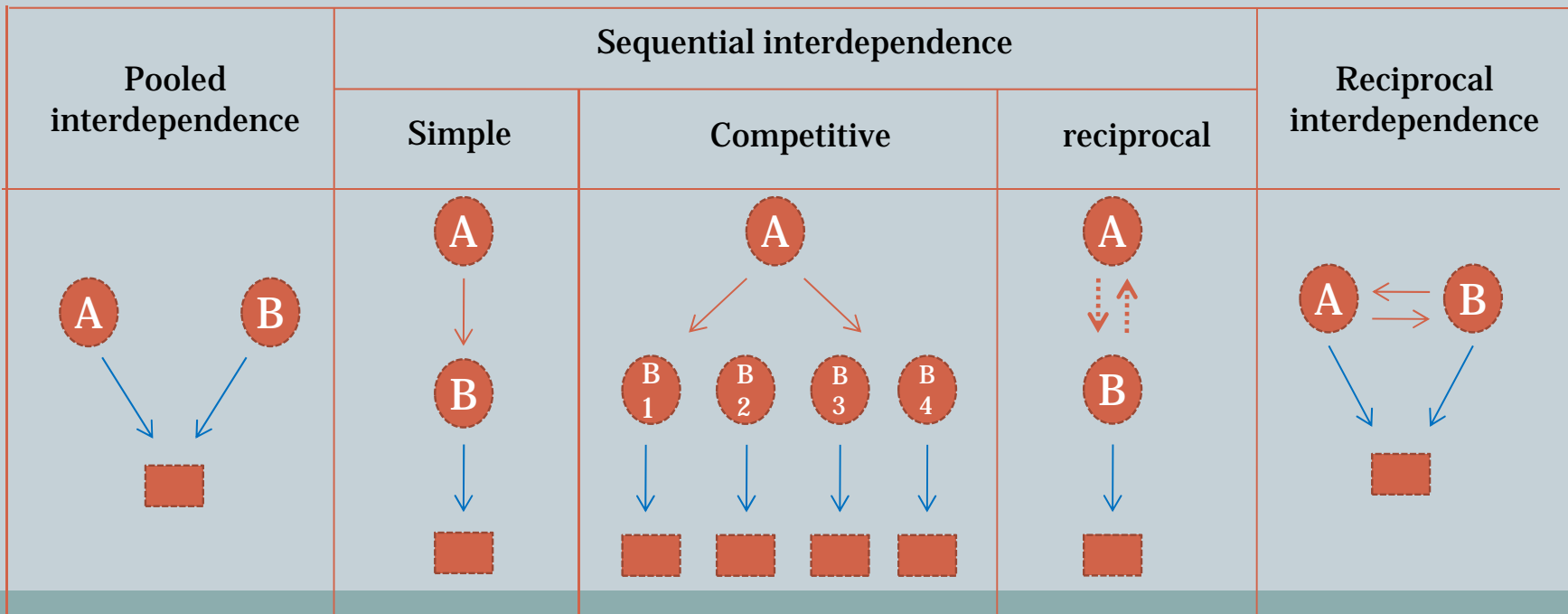


- **Vertical Complexity: Intergovernmental Relations :**
  - Federalism < Intergovernmental Relations (IGR) < Intergovernmental Management (IGM)
- **Horizontal Complexity: public + private + nonprofit**

# Literature : Interdependence



- Scharpf (1978): Unilateral dependence, mutual dependence
- Thompson (1978); Pooled , Sequential, Reciprocal Interdependence
- O'Toole and Montjoy (1984)
  - Pooled, Sequential Simple, Sequential Competitive, Sequential-reciprocal, Reciprocal



# Literature : Interdependence



- **3C: Collaboration, Coordination, Cooperation**
  - Similar but different Concept
  - Different modes of interdependence among actors
  
- **Collaboration, Coordination, And Cooperation**
  - different interaction level by degree of interdependence
  - Collaboration : Upper than the others
  - Coordination : Upper than the cooperation

# Literature : Interdependence

- 5 Type of Interaction(in this paper)
  - Cooperation
  - Coordination : Top-down, Bottom-up, and Two way
  - Collaboration

Cooperation	Coordination			Collaboration
	Top down coordination	Bottom up Coordination	Two way Coordination	
<b>Pooled</b>	<b>Sequential-Simple Liner</b>	<b>Sequential-reciprocal</b>	<b>Sequential-Competitive</b>	<b>Reciprocal</b>



# Research Design: Data

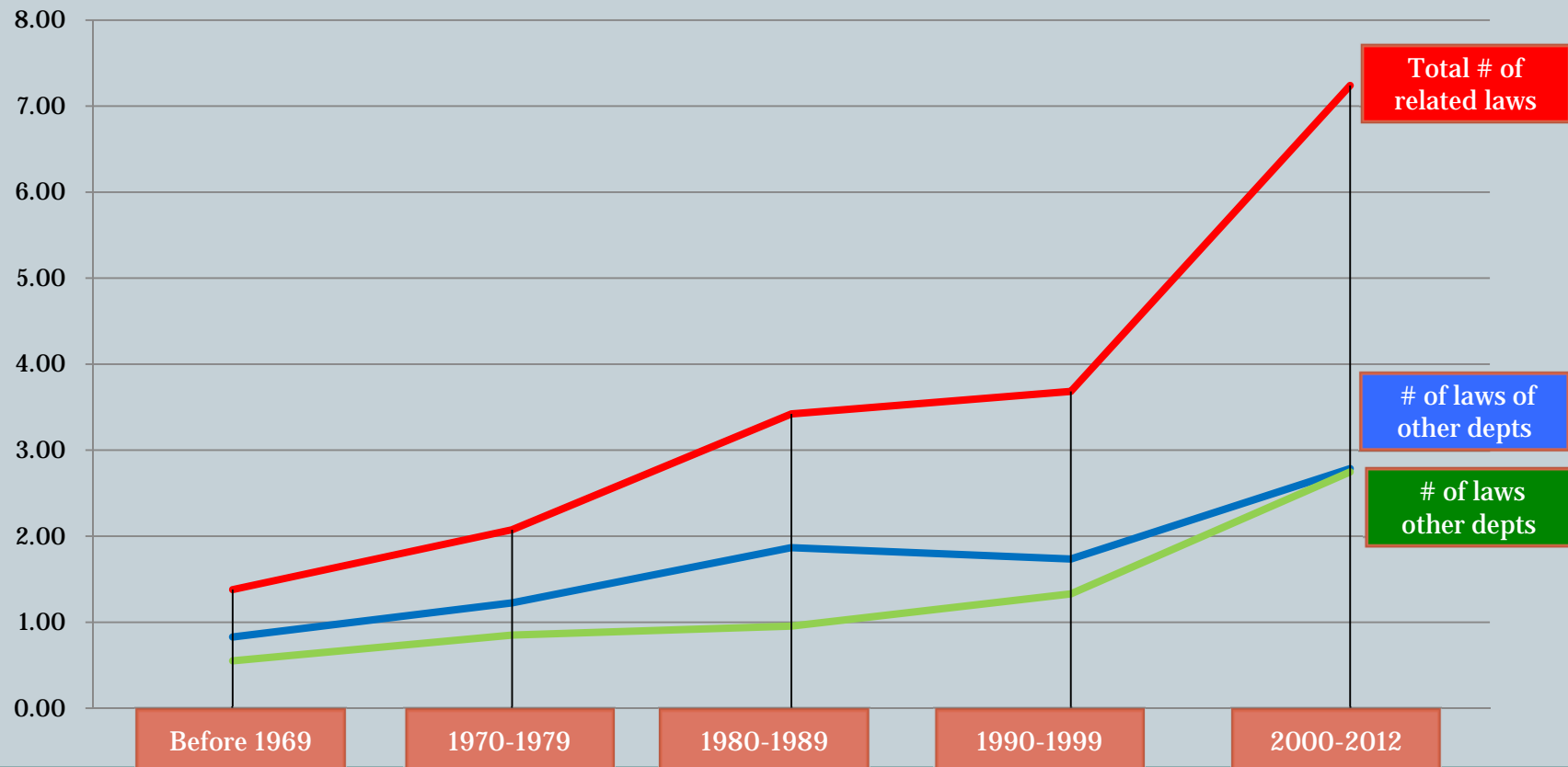


- All the Laws subject to the Ministry of Education, Science and Technology (MEST)
- From 1956 to 2012
- 909 Laws including original and every revised versions

# Result 1: Policy Activities (# of Laws)

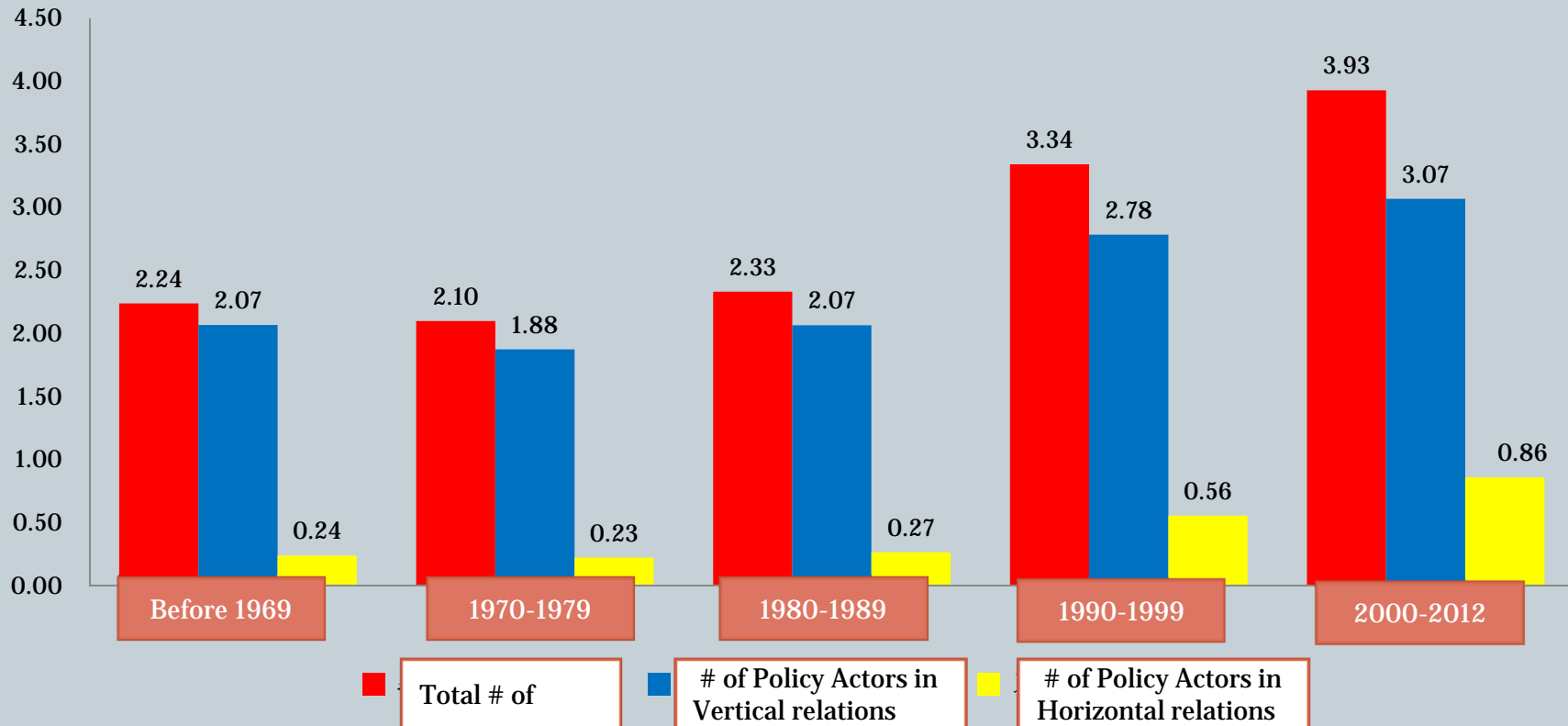


- Total Number of related laws -> Total Policy Activities
- Number of other department laws in the particular law -> Interdepartmental Policy Activities
- Number of its own law in the particular law -> Intradepartmental Policy Activities



# Result 2: Policy Actor

- Total Number of Policy Actors
- Number of Policy Actors in Vertical Relations
- Number of Policy Actors in Horizontal Relations



## Result 2-1: Policy Activity in Vertical Relations



- Actors in Vertical Relations : Commission, Central, Provincial, and Local Government

	Before 1970	1970's	1980's	1990's	2000's
<b>Single Dept</b>	<b>31</b>	<b>37.5</b>	<b>35.6</b>	<b>22.8</b>	<b>16</b>
Only Provincial	10.3	5	6.7	0.6	0.2
<b>Central + Provincial</b>	<b>31</b>	<b>42.5</b>	<b>33.3</b>	<b>47.5</b>	<b>52.3</b>
Central + Commission	24.1	7.5	6.7	10.1	6.6
<b>Central + Provincial + Local</b>	<b>3.4</b>	<b>2.5</b>	<b>2.2</b>	<b>3.2</b>	<b>5.8</b>
Multiple Department (Central Level)		5	15.6	12.7	10.7
Commission + Central + Provincial				3.2	7.7
Commission + Central + Provincial + Local					0.8
<b>Total(%)</b>	<b>100</b>	<b>100</b>	<b>100</b>	<b>100</b>	<b>100</b>

## Result 2-2: Policy Activity in Horizontal Relations

- Actors in Horizontal Relations: Public, Non Profit, Private, and Professional Group

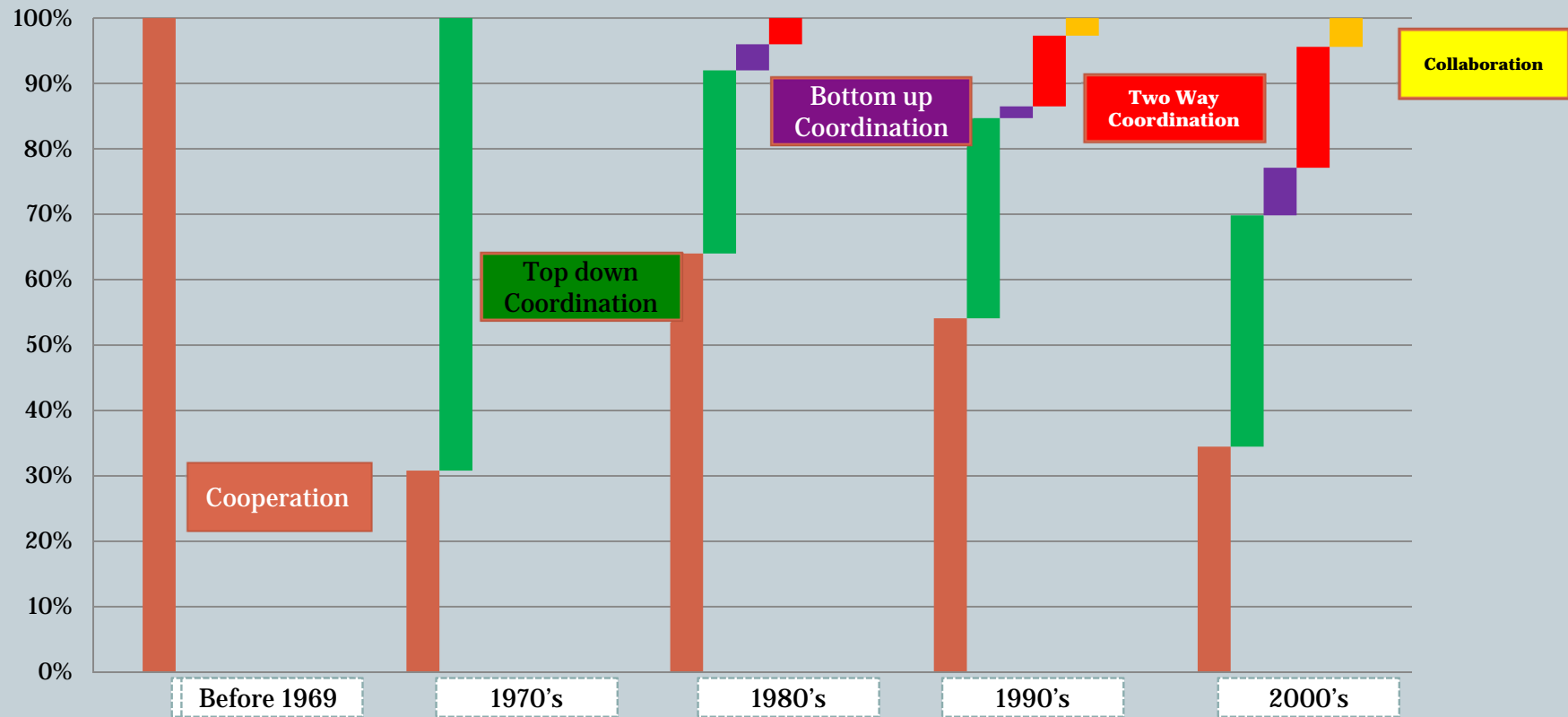
	Before 1970	1970's	1980's	1990's	2000's
<b>None</b>	<b>75.9</b>	<b>77.5</b>	<b>77.8</b>	<b>65.2</b>	<b>52.4</b>
Professional Group	24.1	10	6.7	3.8	10
Private		12.5	13.3	15.2	12.4
Public + Private			2.2	3.2	6
Only Public				5.1	6.1
Non Profit +Professional+ Private				3.2	1.4
Professional + Private				2.5	4.7
Public +Professional				1.9	1.4
Public + Non Profit + Private					2.5
Non Profit +Professional					1.3
Public + Non Profit +Profession					1.2
Only Non Profit					0.5
Total(%)	100	100	100	100	100

# Result 3 : Policy Interaction



- Degree of Policy Interaction

- Cooperation < Top down Coordination < Bottom up Coordination < Two way Coordination < Collaboration



# Conclusions



- More Interdependent among different actors
- More actors in vertical and horizontal relations
- Evolution of modes of interactions among policy actors
- From Government to Governance: Simple Cooperation → Top Down Coordination → Bottom up Coordination → Two-way Coordination → Collaboration
- Need to identify the right fit between modes of interaction and policy activities.



**THANT YOU**